

ClariSea



QUICK START ASSEMBLY GUIDE


For full instructions, operation & troubleshooting visit
www.theaquariumsolution.com





Gen 3

Patents GB2552008 & GB2578680









Fleece change




1




2



3



4



5



6



7



8



9





10



11



Optional clean roll positioning kit



Greater height above sump water level gives higher head pressure and longer fleece life.





Higher flow rates will result in reduced fleece life.



For full video assembly instructions, operation, tips & troubleshooting visit
www.theaquariumsolution.com

FOLLOW US FOR INSPIRATION!

 [fb.com/theaquariumsolution](https://www.facebook.com/theaquariumsolution)  [theaquariumsolution](https://www.instagram.com/theaquariumsolution)

— www.theaquariumsolution.com —